


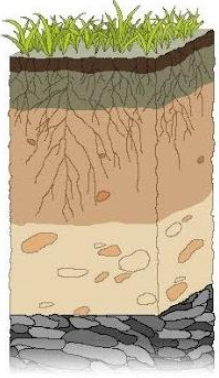











Year 3- Mrs Wells & Mrs Edgar (Fridays)	Autumn Term 2025 Stone Age to Iron Age-Solid as a Rock		
<p>English</p>  	<p>Recount Short recount based on a clip from an animation.</p> <p>Character Description We will discuss Roald Dahl and his many amazing character descriptions, such as in <i>“The Twits”</i> and create a character description.</p> <p>Instructions Read <i>“How to wash a woolly mammoth”</i>. Write a set of instructions on how to dress a sabre tooth tiger.</p> <p>Diary Entry Investigate Mary Anning, before writing a diary entry as Mary Anning.</p> <p>Adventure Narrative After reading <i>“Stone Age Boy”</i> as an example of an adventure narrative, the children will create their own Stone Age themed narrative.</p> <p>Spelling, punctuation and grammar work in Active English and Active Spelling lessons.</p>	<p>Maths</p> 	<p>Place Value: Know the meaning of a number depending what column it is in within a number. Basic addition and subtraction of these numbers. Comparing numbers and ordering them.</p> <p>Addition and Subtraction: Add and subtract 1, 2 and 3-digit numbers whilst crossing a 10 or 100. Use the written method in adding and subtracting. Using the number line method.</p> <p>PiXL Assessments</p> <p>Multiplication and division: To learn how to multiply and divide basic numbers up to 2-digit numbers. Using the written method for multiplication Know the grouping/sharing method for division.</p>

<p>SCIENCE</p> 	<p>Rocks, soil and fossils:</p> <ul style="list-style-type: none"> • compare and group together different kinds of rocks on the basis of their appearance and simple physical properties • describe in simple terms how fossils are formed when things that have lived are trapped within rock • recognise that soils are made from rocks and organic matter. • Understand the makeup of the earth and layers of soil. • Know the 3 major rock types and how they are created • investigate the suitability of rock types for jobs they do. 	<p>HISTORY</p> 	<p>Changes in Britain from the Stone Age to the Iron Age-</p> <ul style="list-style-type: none"> • Late Neolithic hunter-gatherers and early farmers, for example, Skara Brae • Bronze Age religion, technology and travel, for example, Stonehenge • Iron Age hill forts: tribal kingdoms, farming, art and culture • Food, housing, clothing and culture from the stone age through to the iron age • How and why the Romans invaded England
<p>GEOGRAPHY</p> 	<p>Physical geography-</p> <ul style="list-style-type: none"> • describe and understand key aspects of physical geography: volcanoes and earthquakes • What are tectonic plates and how are they laid out across the earth. <p>Locational Knowledge</p> <ul style="list-style-type: none"> • name and locate geographical regions and their identifying human and physical characteristics, key topographical features (including hills, mountains, coasts and rivers) • To know some famous European volcanos and common earthquake sites. <p>Geographical skills and fieldwork</p> <ul style="list-style-type: none"> • use the eight points of a compass • read and use a map. 	<p>COMPUTING</p> 	<p>Connecting Computers Identifying that digital devices have inputs, processes and outputs, and how devices are connected to make networks.</p> <p>Stop-frame animation Capturing and editing digital still images to produce a stop-frame animation that tell a story.</p>

<p>PSHE</p>  	<p>Being me in My World</p> <ul style="list-style-type: none"> • Setting personal goals • Self-identity and worth • Positivity in challenges • Rules, rights and responsibilities • Rewards and consequences • Responsible choices • Seeing things from others' perspectives <p>Celebrating Difference</p> <ul style="list-style-type: none"> • Families and their differences • Family conflict and how to manage it (child-centred) • Witnessing bullying and how to solve it • Recognising how words can be hurtful • Giving and receiving compliments 	<p>RE</p>  	<p>Hinduism- Divali</p> <p>Children will discuss if celebrating Divali at home and in the community will bring a feeling of belonging to a Hindu child.</p> <p>Christianity- Christmas</p> <p>The children will be able to explain what Christmas means to them and is it giving or receiving gifts?</p> <p>They will investigate the meaning of Christmas and the story behind it.</p> <p>What does Christmas mean to Christians?</p>
<p>ART</p> 	<p>Painting and Drawing</p> <p>Use colour wash, charcoal, natural colours- techniques inspired by our ancestor's cave paintings.</p> <p>Look at artists such as Banksy who create public art works and see how the cave paintings could be seen as an inspiration for them.</p>	<p>Design and Technology</p> 	<p>Cookery</p> <p>Create a fruit stew recipe (tie in with Forest School)</p> <p>Cook a fruit stew.</p> <p>Test the fruit stew and evaluate how you would change it next time.</p>

MUSIC



Ballads

- identify the key features of a ballad.
- Perform a ballad using actions.
- Sing in time and in tune with a song and incorporate actions.
- Retell a summary of an animation's story.
- Write a verse with rhyming words which tell part of a story.
- Perform their lyrics fluently and with actions.

Creating compositions in response to an animation (Theme: Mountains)

- Verbalise how the music makes them feel.
- Create actions or movements appropriate to each section of a piece of music.
- Play in time and with an awareness of other pupils' parts, giving some thought to dynamics.
- Play melodies and rhythms which represent the section of animation they are accompanying.

MFL



Phonetics 1

I am Learning Spanish

Learn basics of the country of Spain. Their food, entertainment and culture.

Know the names of the colours.

Animals

To learn the names of common animals.

PE



Outdoor Learning

Games Tag-rugby

Games- Football

Dance

Basketball/Netball

Forest school – Thursdays 11th, 25th Sept & 2nd Oct

PE days- Mondays every week & Tuesdays (when not having Forest School)

Reading and TTRS to be carried out regularly at home.