








Reception Spring Term 2022

Welcome back to this new term and our new adventures. Thank you for all of your posts, pictures and comments on Tapestry I think everyone should be really proud of themselves.

Subject	Term 3 Winter	Term 4 It's a wonderful World!
Personal, Social and Emotional Development 	<ul style="list-style-type: none"> Sharing ideas with friends. Understanding how to tackle challenges Sharing goals Setting goals Using kind words to encourage people. Discussing future jobs. Talking about feelings with a focus on feeling proud. 	<ul style="list-style-type: none"> Understanding how to keep my body healthy. Understanding and making healthy eating choices. Understand why we need sleep. The importance of washing hands and how to do it thoroughly. Begin to discuss stranger danger.
Physical Development 	<ul style="list-style-type: none"> Continue to introduce and practise the correct formation of the letters of the alphabet Write first names. Continue to practise cutting skills and use of other simple tools Continue to learn how to transport equipment safely. Gymnastics with the CT. Team games Premier Finger gym fine motor daily activities. 	<ul style="list-style-type: none"> Writing first and last names. Continue to practise cutting skills and use of other simple tools. Have some awareness of healthy eating. Finger gym fine motor daily activities. Dance with CT Football with Premier Zip challenge
Communication and Language 	<ul style="list-style-type: none"> Focused Vocabulary based on winter. Can listen attentively in a range of situations Listen carefully to stories and make relevant comments and predict events. Builds up vocabulary that reflects the breadth of personal experiences. Can retell a simple past event in the correct order. 	<ul style="list-style-type: none"> Focused Vocabulary based on the theme this term. Listen carefully to stories, accurately anticipating key events and respond to what they hear with relevant comments, questions or actions. Begin to understand how and why questions. Use talk to connect ideas, explain what is happening and anticipate future events and reflect on past events.
Literacy	<ul style="list-style-type: none"> Set 2 RWI sounds To read and write using phonics skills Guided reading sessions Name writing see PD 	<ul style="list-style-type: none"> Consolidating set 2 RWI Identify characters and settings in fictional texts An awareness of non-fiction texts

	<ul style="list-style-type: none"> • Begin to make sense of simple sentences • Orally create a simple story • Complete the correct formation of the remaining letters of the alphabet • Continue to learn the red and green words alongside reading. 	<ul style="list-style-type: none"> • Write simple sentences independently • Write both names independently. • Reading and writing using phonics skills. • Continue to learn the red and green words alongside reading.
<p>Maths</p> 	<ul style="list-style-type: none"> • Number formation and recognition of numbers 6-9 • Recite numbers to 20 • Counting on from a number: (one more) • Formal addition using numbers to 5 • Part, part, whole • Using money • Time measurement • Consolidate 2D shapes knowledge • Symmetry and patterns 	<ul style="list-style-type: none"> • Read, order and write numbers to 20 and beyond • Number bonds to 10 • Find one less of a number • Begin formal subtraction • introduce 3D shape names and properties. • Use simple techniques to measure length • Comparison of weights, ordering and language • The value of money • Understanding and applying positional language
<p>Understanding of the World</p> 	<ul style="list-style-type: none"> • Talking about winter and seasons • Comparing where we live to very cold places. • Exploring the globe. • Experimenting with water, making it freeze and watching ice melt. • Looking at polar animals and exploring the arctic! • Den building. • Learning about the Chinese New Year. 	<ul style="list-style-type: none"> • Introduction of different environments beyond our local community • Easter • Exploring food and materials • Growing/planting • Introduction of child log on to Tapestry.
<p>Expressive Arts and Design</p> 	<ul style="list-style-type: none"> • Joining techniques – model making • Explore different textures • Painting technique – colour wash • Printing textures • Collage 	<ul style="list-style-type: none"> • Experimenting with paint– mixing different shades • Model making using recycled materials • Printing using a variety of objects • Observational drawings of Spring flowers

Please remember, children must wear their PE kits on Mondays and Thursday's. Children need a labelled water bottle in the classroom to access as and when they need a drink. Please listen to your children read and do their words as much as possible and complete the learning journal so that we can change their books. Keep the amazing Tapestry posts up!! They really will contribute to a wonderful memory for your child to treasure when they leave reception.

Please do not hesitate to contact me if you have any questions or you need any support. Hopefully we will all be together again very soon.

Mrs Phillips