






# Spring Term 2024

## WHAT MAKES BRITAIN GREAT?

### Spring 1

### Spring 2

<p><b>Year 1</b> <b>Miss Baldwin</b></p>			
<p><b>ENGLISH</b></p> 	<ul style="list-style-type: none"> <li>• <b>Reading:</b> whole class, group and individual</li> <li>• <b>Phonics:</b> Read Write Inc.</li> <li>• <b>Writing:</b> fiction and non-fiction (letters, lists, fact file, story writing, invitations, news)</li> <li>• 'The Queen's Hat' and 'The Queen's Handbag' by Steve Anthony</li> <li>• Writing letters to King Charles III</li> <li>• Paddington Bear stories</li> <li>• Traditional Tales</li> <li>• The Tiger Who Came To Tea</li> <li>• Poems and rhymes</li> <li>• Letter formation/handwriting</li> </ul>	<p><b>MATHS</b></p> 	<p><b>Number:</b> Place Value (within 20)  <b>Number:</b> Addition and subtraction (within 20)  <b>Number:</b> Place Value (within 50)  <b>Measurement:</b> Length and height  <b>Measurement:</b> Weight and volume</p> <p><i>Time (ongoing learning throughout the year)</i></p>
<p><b>SCIENCE</b></p>  	<p><b>Everyday Materials</b></p> <ul style="list-style-type: none"> <li>• Describe the simple properties of a variety of everyday materials</li> <li>• Compare and group together a variety of everyday materials on the basis of their simple physical properties</li> </ul> <p><b>Seasonal Changes (ongoing throughout the year)</b></p> <ul style="list-style-type: none"> <li>• observe changes across the four seasons</li> <li>• observe and describe weather associated with the seasons and how day length varies.</li> </ul> <p><b>Animals including humans</b></p> <ul style="list-style-type: none"> <li>• Basic parts of the human body.</li> <li>• Which part of the body is associated with each sense.</li> </ul>	<p><b>HISTORY</b></p> 	<p><b>Why will Queen Elizabeth be remembered?</b></p> <p>Exploring the life of Queen Elizabeth II to develop curiosity about changes within living memory and an understanding of the ways we can find out about these changes.</p> <ul style="list-style-type: none"> <li>• What is a Monarch?</li> <li>• The Queen's family</li> <li>• The Queen's Homes</li> <li>• The Coronation</li> <li>• The Queen's Duties</li> <li>• King Charles III and the new Monarch.</li> </ul>
<p><b>GEOGRAPHY</b></p>	<p><b>Human and Physical geography</b></p> <ul style="list-style-type: none"> <li>• identify seasonal and daily weather patterns in the United Kingdom</li> <li>• use basic geographical vocabulary to refer to: key human features, including: city, town, village, factory, farm, house, office and shop.</li> </ul>	<p><b>COMPUTING</b></p>	<p><b>Moving a Robot</b></p> <ul style="list-style-type: none"> <li>• Writing short algorithms and programs for floor robots, and predicting program outcomes</li> </ul> <p><b>Grouping Data</b></p>



### Geographical skills and fieldwork

- use world maps, atlases and globes to identify the United Kingdom and its countries, as well as the countries, continents and oceans
- use simple compass directions (North, South, East and West) and locational and directional language [for example, near and far; left and right], to describe the location of features and routes on a map use aerial photographs and plan perspectives to recognise landmarks and basic human and physical features in London and across the UK.
- Devise a simple map; and use and construct basic symbols in a key.



- Exploring object labels, then using them to sort and group objects by properties

### PSHE



### Dreams and Goals

- Setting goals
- Identifying successes and achievements
- Learning styles
- Working well and celebrating achievement with a partner
- Tackling new challenges
- Identifying and overcoming obstacles
- Feelings of success

### Healthy Me

- Keeping myself healthy
- Healthier lifestyle choices
- Keeping clean
- Being safe
- Medicine safety/safety within household items
- Road safety
- Linking health and happiness

### RE



### Christianity – Jesus as a friend






- Was it always easy for Jesus to show friendship

### Theme- incarnation

### Christianity – Palm Sunday

- Why was Jesus welcomed like a King or a celebrity by the crowds on Palm Sunday?
- Theme- Salvation

+ significant times in the Christian calendar: Shrove Tuesday, Lent, Mothering Sunday, Easter

<p><b><u>ART</u></b></p> 	<p><b>Collage</b> Focus artists/artworks:</p> <ul style="list-style-type: none"> <li>• Megan Coyle: City Landscapes London</li> <li>• Henri Matisse: The Snail</li> <li>• Explore the differences and similarities within the work of artists in different times and cultures.</li> <li>• Identify shapes in buildings, thinking about how they can be represented in a collage.</li> <li>• Evaluate their work and identify what they might change in their current work.</li> </ul>	<p><b><u>Design and Technology</u></b></p> 	<p><b>Cookery</b></p> <ul style="list-style-type: none"> <li>• Design and make a savoury sandwich</li> <li>• Safely using tools, designing products, exploring techniques and talking about what and how something has been made.</li> <li>• Sorting foods into the 5 groups, preparing simple dishes.</li> <li>• Use principles of a healthy and varied diet to prepare dishes, including how fruit and vegetables are part of the Eatwell plate.</li> </ul>
<p><b><u>MUSIC</u></b></p> 	<p><b>Musical vocabulary- Theme: under the sea</b></p> <ul style="list-style-type: none"> <li>• To understand that pitch means how high or low a note sound</li> <li>• To know that 'timbre' means the quality of sound e.g. that different instruments would sound different playing a note of the same pitch</li> <li>• To know that music has layers called 'texture'</li> </ul>	<p><b><u>MFL</u></b></p> 	<ul style="list-style-type: none"> <li>• <b>Mini beasts</b></li> </ul>
<p><b><u>PE</u></b></p> 	<ul style="list-style-type: none"> <li>• <b>Dance</b></li> <li>• <b>Ball skills</b></li> </ul>		

Please remember:

- Children must wear their PE kits on Tuesdays and Thursdays.
- Please listen to your children read as much as possible and sign their learning journal so that we can change their books.
- Children need a labelled water bottle in the classroom to access as and when they need a drink.

Please do not hesitate to contact me if you have any questions or need any support.