


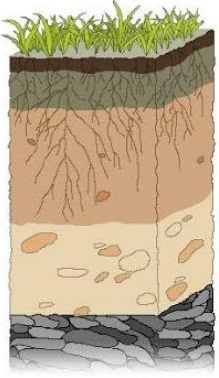















Year 3- Mrs Wells & Mrs Edgar (Fridays)	Autumn Term 2024		
	Stone Age to Iron Age-Solid as a Rock		
<p>English</p>  	<p>Recount Short recount based on a clip from an animation.</p> <p>Character Description We will discuss Roald Dahl and his many amazing character descriptions, such as in “<i>The Twits</i>” and create a character description.</p> <p>Instructions Read “<i>How to wash a woolly mammoth</i>” . Write a set of instructions on how to dress a sabre tooth tiger.</p> <p>Diary Entry Investigate Mary Anning, before writing a diary entry as Mary Anning.</p> <p>Adventure Narrative After reading “<i>Stone Age Boy</i>” as an example of an adventure narrative, the children will create their own Stone Age themed narrative.</p> <p>Spelling, punctuation and grammar work in Active English and Active Spelling lessons.</p>	<p>Maths</p> 	<p>Place Value: Know the meaning of a number depending what column it is in within a number. Basic addition and subtraction of these numbers. Comparing numbers and ordering them.</p> <p>Addition and Subtraction: Add and subtract 1, 2 and 3-digit numbers whilst crossing a 10 or 100. Use the written method in adding and subtracting. Using the number line method.</p> <p>PiXL Assessments</p> <p>Multiplication and division: To learn how to multiply and divide basic numbers up to 2-digit numbers. Using the written method for multiplication Know the grouping/sharing method for division.</p>

<p>SCIENCE</p> 	<p>Rocks:</p> <ul style="list-style-type: none"> • compare and group together different kinds of rocks on the basis of their appearance and simple physical properties • describe in simple terms how fossils are formed when things that have lived are trapped within rock • recognise that soils are made from rocks and organic matter. • Understand the makeup of the earth and layers of soil. • Know the 3 major rock types and how they are created • investigate the suitability of rock types for jobs they do. 	<p>HISTORY</p> 	<p>Changes in Britain from the Stone Age to the Iron Age-</p> <ul style="list-style-type: none"> • Late Neolithic hunter-gatherers and early farmers, for example, Skara Brae • Bronze Age religion, technology and travel, for example, Stonehenge • Iron Age hill forts: tribal kingdoms, farming, art and culture • Food, housing, clothing and culture from the stone age through to the iron age • How and why the Romans invaded England
<p>GEOGRAPHY</p> 	<p>Physical geography-</p> <ul style="list-style-type: none"> • describe and understand key aspects of physical geography: volcanoes and earthquakes • What are tectonic plates and how are they laid out across the earth. <p>Locational Knowledge</p> <ul style="list-style-type: none"> • name and locate geographical regions and their identifying human and physical characteristics, key topographical features (including hills, mountains, coasts and rivers) • To know some famous European volcanos and common earthquake sites. <p>Geographical skills and fieldwork</p> <ul style="list-style-type: none"> • use the eight points of a compass • read and use a map. 	<p>COMPUTING</p> 	<p>Connecting Computers Identifying that digital devices have inputs, processes and outputs, and how devices are connected to make networks.</p> <p>Stop-frame animation Capturing and editing digital still images to produce a stop-frame animation that tell a story.</p>

<p>PSHE</p>  	<p>Being me in My World</p> <ul style="list-style-type: none"> • Setting personal goals • Self-identity and worth • Positivity in challenges • Rules, rights and responsibilities • Rewards and consequences • Responsible choices • Seeing things from others' perspectives <p>Celebrating Difference</p> <ul style="list-style-type: none"> • Families and their differences • Family conflict and how to manage it (child-centred) • Witnessing bullying and how to solve it • Recognising how words can be hurtful • Giving and receiving compliments 	<p>RE</p>  	<p>Hinduism- Divali</p> <p>Children will discuss if celebrating Divali at home and in the community will bring a feeling of belonging to a Hindu child.</p> <p>Christianity- Christmas</p> <p>The children will be able to explain what Christmas means to them and is it giving or receiving gifts?</p> <p>They will investigate the meaning of Christmas and the story behind it.</p> <p>What does Christmas mean to Christians?</p>
<p>ART</p> 	<p>Painting and Drawing</p> <p>Use colour wash, charcoal, natural colours-techniques inspired by our ancestor's cave paintings.</p> <p>Look at artists such as Banksy who create public art works and see how the cave paintings could be seen as an inspiration for them.</p>	<p>Design and Technology</p> 	<p>Cookery</p> <p>Create a fruit stew recipe (tie in with Forest School)</p> <p>Cook a fruit stew.</p> <p>Test the fruit stew and evaluate how you would change it next time.</p>

<p>MUSIC</p>  	<p>Ballads</p> <ul style="list-style-type: none"> • identify the key features of a ballad. • Perform a ballad using actions. • Sing in time and in tune with a song and incorporate actions. • Retell a summary of an animation’s story. • Write a verse with rhyming words which tell part of a story. • Perform their lyrics fluently and with actions. <p>Creating compositions in response to an animation (Theme: Mountains)</p> <ul style="list-style-type: none"> • Verbalise how the music makes them feel. • Create actions or movements appropriate to each section of a piece of music. • Play in time and with an awareness of other pupils’ parts, giving some thought to dynamics. • Play melodies and rhythms which represent the section of animation they are accompanying. 	<p>MFL</p> 	<p>Phonetics 1</p> <p>I am Learning Spanish</p> <p>Learn basics of the country of Spain. Their food, entertainment and culture. Know the names of the colours.</p> <p>Animals</p> <p>To learn the names of common animals.</p>
<p>PE</p> 	<p>Outdoor Learning</p> <p>Games Tag-rugby</p> <p>Games- Football</p> <p>Dance</p> <p>Basketball/Netball</p>		<p>Forest school - Thursdays (only Autumn 1)</p> <p>PE days- Wednesdays (Autumn 1)</p> <p>Homework- given out on a Friday and expected in on Wednesday.</p> <p>Reading and TTRS to be carried out regularly at home.</p>